

# A Knowledge Resource for Members of the Chicago Police Department

Related Document(s): G02-02 entitled: "Department Awards"  
Contributor: Sgt. Mark Sedevic  
Release Date: November 2008



ETB# 08-02

Jody P. Weis, Superintendent of Police

Matthew E. Tobias, Assistant Deputy Superintendent

## Department Awards: Proper Uniform Display

The purpose of this bulletin is to ensure that officers wear their Department Awards in the proper place and sequence.

The Department strongly encourages members to display their awards on their uniforms to highlight their performance and accomplishments. However, officers may not be aware that there are specific guidelines which dictate the placement of uniform awards. In order to maintain a consistent, professional appearance, officers must wear their awards correctly. The photos and instructions on the following pages should help clarify the proper placement of awards.

### Single Ribbon Award



- Center the ribbon 1/4 Inch above the name tag

### Multiple Rows



- After 3 Ribbons, start a new row 1/8 Inch above the previous row.
- The highest ranking award should always be in the top, right corner relative to the WEARER.
- Re-arrange the ribbons based on order of precedence (See Page 2)
- Center each new row above the previous row and place the ribbons end to end.

### Multiple Ribbons



- Maximum of 3 ribbons per horizontal line
- The highest award ribbon should be placed on the WEARER'S right.
- Center the ribbons over the name tag and place ribbons end to end.

**Each time a new award is received, officers must re-arrange their ribbons so they are properly ordered from highest to lowest.**

# A Knowledge Resource for Members of the Chicago Police Department

## Award Ranking By Precedence


1. Carter Harrison/Lambert Tree Medal  
(City of Chicago Flag)



2. Police Medal  
(Gold-Blue-Gold)



3. Superintendent's Award of Valor  
(Red-White-Red)



4. Hundred Club of Cook County  
(White-Red)




5. Superintendent's Award of Merit  
(Navy Blue-White-Navy Blue)



6. Police Blue Star Award  
(Royal Blue-White-Royal Blue)



7. Police Blue Shield Award  
(Blue-Thin White Stripe-Blue)



8. Arnold Mireles Special Partnership Award  
(Blue-Red-White-Red-Blue)



9. Special Commendation  
(Yellow-Blue-Yellow)



10. Lifesaving Award  
(Solid Green)



11. Police Officer of the Month  
(Solid Gold)



12. Department Commendation  
(Solid Dark Blue)



13. Military Deployment Award  
(Horizontal Blue-White-Red-White-Blue)



14. Problem Solving Award  
(White Sides-Blue Lines-Red Center)



15. Honorable Mention  
(Orange sides-Olive Lines-White Center)



16. Joint Operations Award  
(Multi-stripe: Lt. Blue, Red, Yellow & Green)



17. Unit Meritorious Performance Award  
(Solid Red)



18. Traffic Stop of the Month Award  
(Yellow-Purple-White-Red Center)



19. Top Gun Arrest Award  
(Lt. Blue-Yellow Stripes-Green Center)



20. Attendance Recognition  
(Teal and Purple Stripes)



# A Knowledge Resource for Members of the Chicago Police Department


21. Special Service Award  
(Blue-Thin White Stripes)



22. Deployment Operations Center Award  
(Gold and Green Stripes - Black Center)



23. Democratic Convention Service Award  
(American Flag)



24. Crime Reduction Award  
(Green & White Stripes)



25. Outside Recognition Award  
(Red Sides-White & Blue Stripes)



## Department Emblem of Recognition

The Department Emblem of Recognition for Appearance and/or Physical Fitness will be worn:

- Centered above the ribbon bar
- Or*
- Centered above the name plate if the officer has no awards
- And*
- Positioned 1/8 inch above the top edge of the wearer's name plate or ribbon bar(s).

## Example of Proper Award Display



- Emblem is centered over ribbons.
- Award ribbons are in correct order from highest to lowest
- Award ribbons are centered over name tag.

Row 1: Superintendent's Award Of Merit, Police Blue Star Award & the Police Blue Shield

Row 2: Arnold Mireles Special Partnership Award, Special Commendation & Lifesaving Award

Row 3: Police Officer of The Month Award, Department Commendation & Military Deployment Award

Row 4: The Problem Solving Award, Honorable Mention Ribbon & the Joint Operations Award

Row 5: The Unit Meritorious Award, the Special Service Award & the Democratic Convention Service Award

## Display of Duplicate Award Ribbons

Officers do not wear duplicate ribbons for awards they have already received. Instead, duplicate awards are represented in the manner outlined below.

### Awards Received 2-4 Times

- Second, third, and fourth reception of any department award (or authorized, external governmental agency award for which a ribbon bar is issued) will be represented by a single 3/16 inch blue star.
- Multiple stars will be positioned alternating right then left from the center blue star, when applicable.

### Awards Received 5 Times or More

Representation of the fifth star and beyond will be signified by the placement of a 3/16 inch star on the ribbon bar as listed below:

- Fifth Reception: Silver Star (=5)
- Sixth-Ninth Reception: Silver Star (5) + correct number of Blue Stars (up to 4).
- Tenth Reception: Two Silver Stars (=10)
- Eleventh-Fourteenth Reception: Two Silver Stars (10) + Blue Stars (up to 4)
- Fifteenth Reception: Gold Star (=15)
- Sixteenth-Nineteenth Reception: Gold Star (15) + Blue Stars ( up to 4)
- Twentieth reception: Gold Star (15) + Silver Star (5)
- Beyond the Twentieth Reception: Awards will be signified by the appropriate combination of gold, silver, and blue stars.

### Honorable Mentions

- 50-89 Honorable Mentions are represented by a ribbon bar. A minimum of 50 Honorable Mentions are needed to receive this ribbon.
- 90-149 Honorable Mentions are represented by a bronze oak leaf.
- 150+ Honorable Mentions are represented by a silver oak leaf.